FLOATING DEBRIS BOOM DETAIL

SCALE: NONE

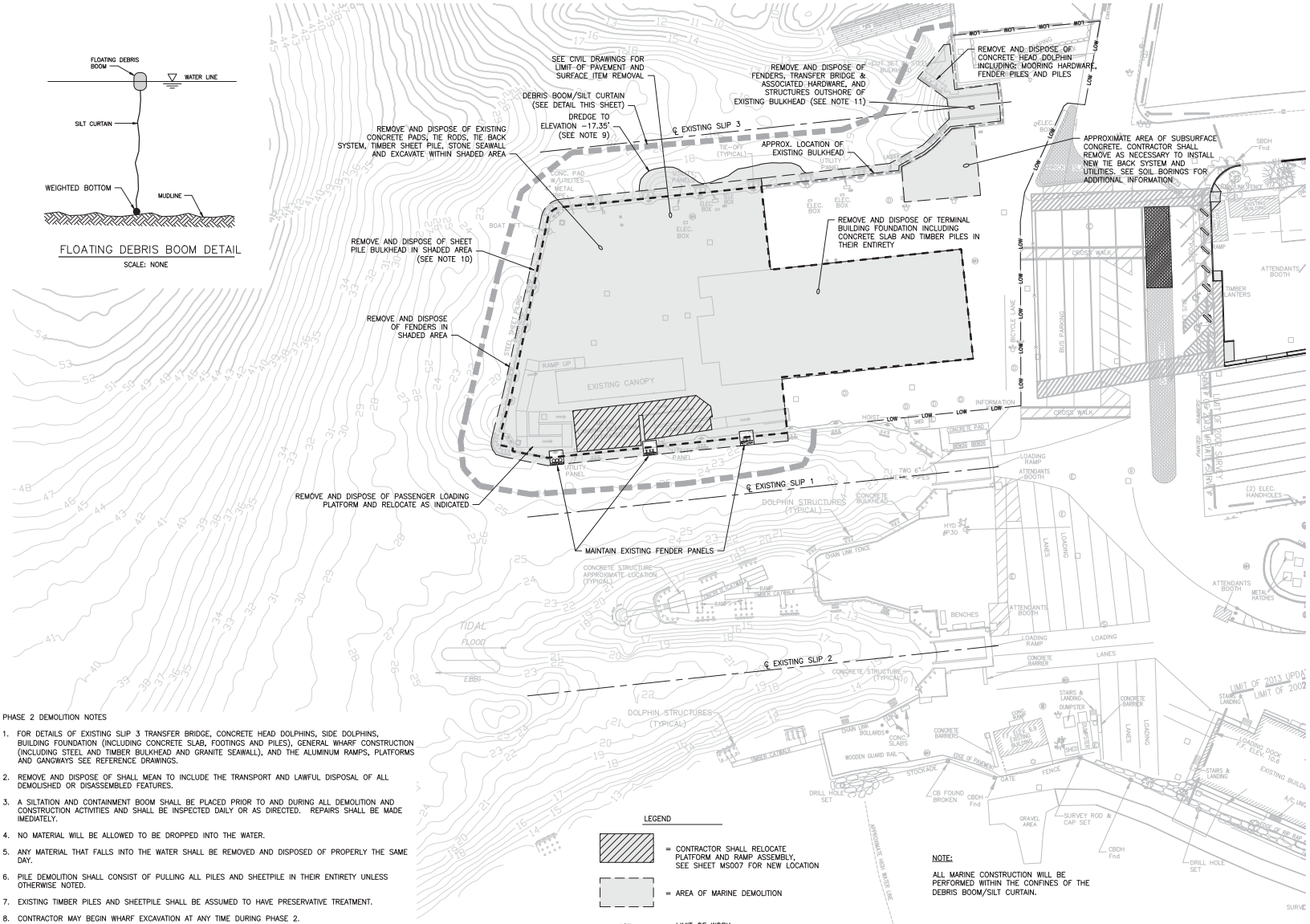

PHASE 2 DEMOLITION NOTES

1. FOR DETAILS OF EXISTING SLIP 3 TRANSFER BRIDGE, CONCRETE HEAD DOLPHINS, SIDE DOLPHINS, BUILDING FOUNDATION (INCLUDING CONCRETE SLAB, FOOTINGS AND PILES), GENERAL WHARF CONSTRUCTION (INCLUDING STEEL AND TIMBER BULKHEAD AND GRANITE SEAWALL), AND THE ALUMINUM RAMPS, PLATFORMS AND GANGWAYS SEE REFERENCE DRAWINGS.
2. REMOVE AND DISPOSE OF SHALL MEAN TO INCLUDE THE TRANSPORT AND LAWFUL DISPOSAL OF ALL DEMOLISHED OR DISASSEMBLED FEATURES.
3. A SILTATION AND CONTAINMENT BOOM SHALL BE PLACED PRIOR TO AND DURING ALL DEMOLITION AND CONSTRUCTION ACTIVITIES AND SHALL BE INSPECTED DAILY OR AS DIRECTED. REPAIRS SHALL BE MADE IMEDIATELY.
4. NO MATERIAL WILL BE ALLOWED TO BE DROPPED INTO THE WATER.
5. ANY MATERIAL THAT FALLS INTO THE WATER SHALL BE REMOVED AND DISPOSED OF PROPERLY THE SAME DAY.
6. PILE DEMOLITION SHALL CONSIST OF PULLING ALL PILES AND SHEETPILE IN THEIR ENTIRETY UNLESS OTHERWISE NOTED.
7. EXISTING TIMBER PILES AND SHEETPILE SHALL BE ASSUMED TO HAVE PRESERVATIVE TREATMENT.
8. CONTRACTOR MAY BEGIN WHARF EXCAVATION AT ANY TIME DURING PHASE 2.
9. CONTRACTOR TO DREDGE TO EL. −17.35' WITHIN LIMIT OF DREDGE. CONTRACTOR MAY USE WHARF AS A DEWATERING AREA.
10 THE EXISTING STEEL SHEETPILE BULKHEAD MUST REMAIN UNTIL ALL EXCAVATION IS COMPLETE WITHIN THE WHARF.
11. THE CONTRACTOR SHALL PROTECT AND PRESERVE IN OPERATIONAL CONDITION HEAD DOLPHINS, TRANSFER BRIDGE AND ADEQUATE FENDERING AND MOORING ALONG THE NORTH SIDE OF THE WHARF AT EXISTING SLIP 3 FOR OVERNIGHT VESSEL BERTHING UNTIL SEPTEMBER 2018.

LEGEND

= CONTRACTOR SHALL RELOCATE PLATFORM AND RAMP ASSEMBLY, SEE SHEET MS007 FOR NEW LOCATION

= AREA OF MARINE DEMOLITION

—— LOW —— = LIMIT OF WORK (MAY VARY DEPENDING ON OPERATIONS)

= LIMIT OF THE WHARF (AS REFERENCED IN SPEC. SECTION 011500, MEASUREMENTS & PAYMENT ITEMS 3 THROUGH 8)

PLAN

SCALE: 1"=30'-0"

NOTE:

ALL MARINE CONSTRUCTION WILL BE PERFORMED WITHIN THE CONFINES OF THE DEBRIS BOOM/SILT CURTAIN.

N

1"=30'-0" 30 0 30 60

SCALE IN FEET

The Steamship Authority

Woods Hole, Martha's Vineyard & Nantucket Steamship Authority
Foot of Railroad Avenue
Woods Hole, MA 02543

WOODS HOLE FERRY TERMINAL RECONSTRUCTION

bertaux + iwerks architects
118 South Street, Boston, MA 02111
617.423.8500 www.bi-arch.com

Carol R Johnson Associates
Landscape Architecture
21 Custom House Street, Boston, MA 02110

Childs Engineering Corporation
Marine Engineering
34 William Way, Bellingham, MA 02019

DG Jones International
Cost Estimating
3 Baldwin Green Common, Suite #202
Woburn, MA 01801

GZA GeoEnvironmental
Geotechnical, Environmental, Civil Engineering
530 Broadway Providence, RI 02909

Kalin Associates
Specifications
1121 Washington Street #2
West Newton, MA 02465

Thornton Tomasetti
Structural Engineering
27 Wormwood Street Suite 200
Boston, MA 02210

WSP
MEP / FP / Security/ Site Elec /Lighting
88 Black Falcon Avenue, Suite 210
Boston, MA 02210

Issue / Revision Schedule

No.	Revision	Date

Seal:

Drawn By:	TEQ
Checked By:	RPS
Date:	20 December, 2017
Scale:	AS NOTED
Design Phase:	Construction Documents

Marine Structures Demolition Plan

Phase 2

Sheet No. MS006

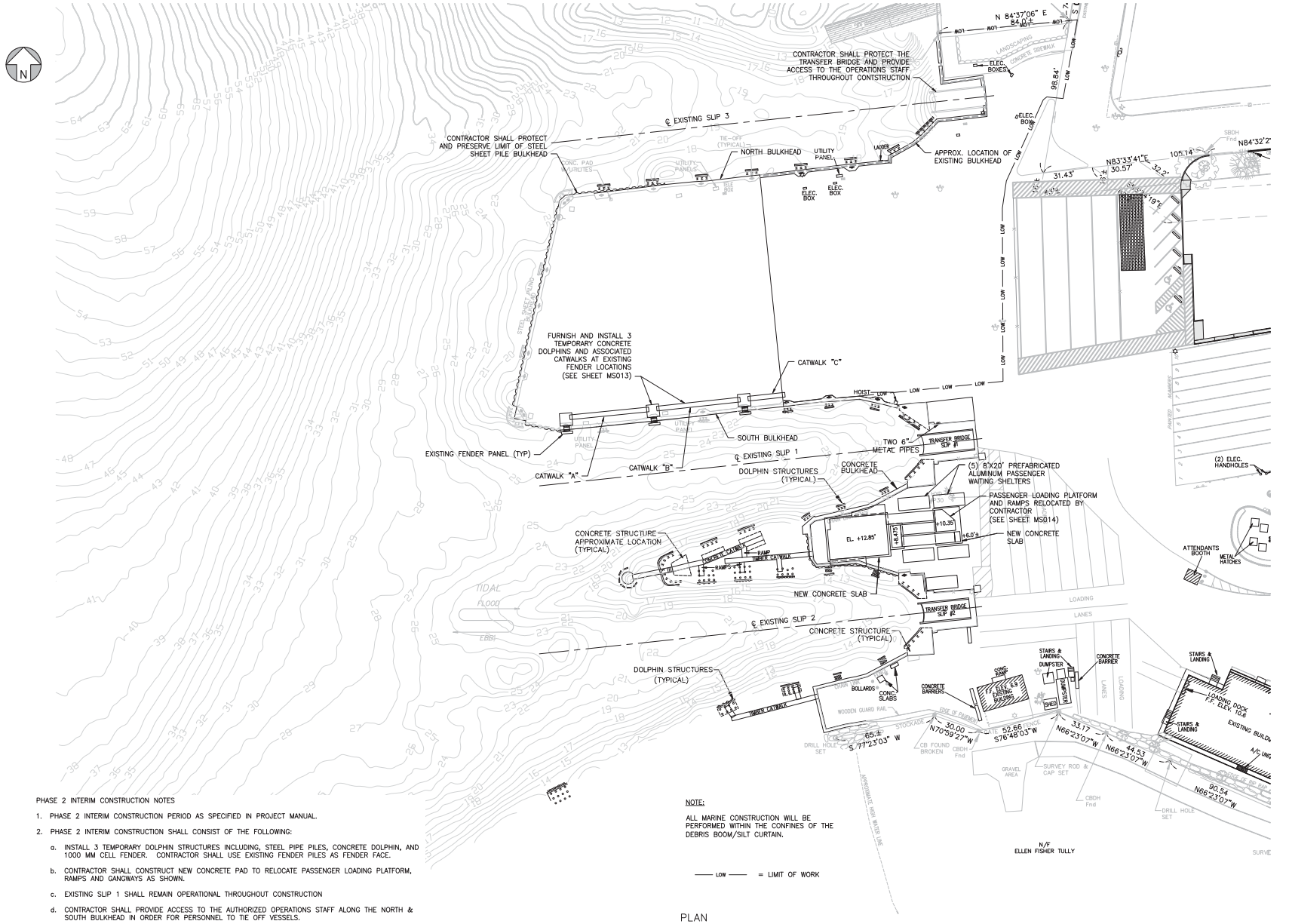

PHASE 2 INTERIM CONSTRUCTION NOTES

1. PHASE 2 INTERIM CONSTRUCTION PERIOD AS SPECIFIED IN PROJECT MANUAL.
2. PHASE 2 INTERIM CONSTRUCTION SHALL CONSIST OF THE FOLLOWING:
   a. INSTALL 3 TEMPORARY DOLPHIN STRUCTURES INCLUDING, STEEL PIPE PILES, CONCRETE DOLPHIN, AND 1000 MM CELL FENDER. CONTRACTOR SHALL USE EXISTING FENDER PILES AS FENDER FACE.
   b. CONTRACTOR SHALL CONSTRUCT NEW CONCRETE PAD TO RELOCATE PASSENGER LOADING PLATFORM, RAMPS AND GANGWAYS AS SHOWN.
   c. EXISTING SLIP 1 SHALL REMAIN OPERATIONAL THROUGHOUT CONSTRUCTION
   d. CONTRACTOR SHALL PROVIDE ACCESS TO THE AUTHORIZED OPERATIONS STAFF ALONG THE NORTH & SOUTH BULKHEAD IN ORDER FOR PERSONNEL TO TIE OFF VESSELS.
3. CONTRACTOR SHALL MAINTAIN EXISTING OUTFALLS AS SHOWN ON CIVIL DRAWINGS.
4. CONTRACTOR SHALL MAINTAIN ELECTRICAL SERVICE TO SLIPS AS SHOWN ON ELECTRICAL DRAWINGS.

NOTE:

ALL MARINE CONSTRUCTION WILL BE PERFORMED WITHIN THE CONFINES OF THE DEBRIS BOOM/SILT CURTAIN.

—— LOW —— = LIMIT OF WORK

PLAN

SCALE: 1"=30'-0"

1"=30'-0" 30 0 30 60 SCALE IN FEET

The Steamship Authority

Woods Hole, Martha's Vineyard & Nantucket Steamship Authority
Foot of Railroad Avenue
Woods Hole, MA 02543

WOODS HOLE FERRY TERMINAL RECONSTRUCTION

bertaux + iwerks architects
118 South Street, Boston, MA 02111
617.423.8500 www.b-i-arch.com

Carol R Johnson Associates
Landscape Architecture
21 Custom House Street, Boston, MA 02110

Childs Engineering Corporation
Marine Engineering
34 William Way, Bellingham, MA 02019

DG Jones International
Cost Estimating
3 Baldwin Green Common, Suite #202
Woburn, MA 01801

GZA GeoEnvironmental
Geotechnical, Environmental, Civil Engineering
530 Broadway Providence, RI 02909

Kalin Associates
Specifications
1121 Washington Street #2
West Newton, MA 02465

Thornton Tomasetti
Structural Engineering
27 Wormwood Street Suite 200
Boston, MA 02210

WSP
MEP / FP / Security/ Site Elec /Lighting
88 Black Falcon Avenue, Suite 210
Boston, MA 02210

Issue / Revision Schedule

No.	Revision	Date

Seal:

COMMONWEALTH OF MASSACHUSETTS
REBECCA PORTER SKALASKI
CIVIL
No. 46724
REGISTERED PROFESSIONAL ENGINEER

Drawn By:	TEQ
Checked By:	RPS
Date:	20 December, 2017
Scale:	AS NOTED
Design Phase:	Construction Documents

Marine Structures Interim Construction Plan

Phase 2

Sheet No. MS007

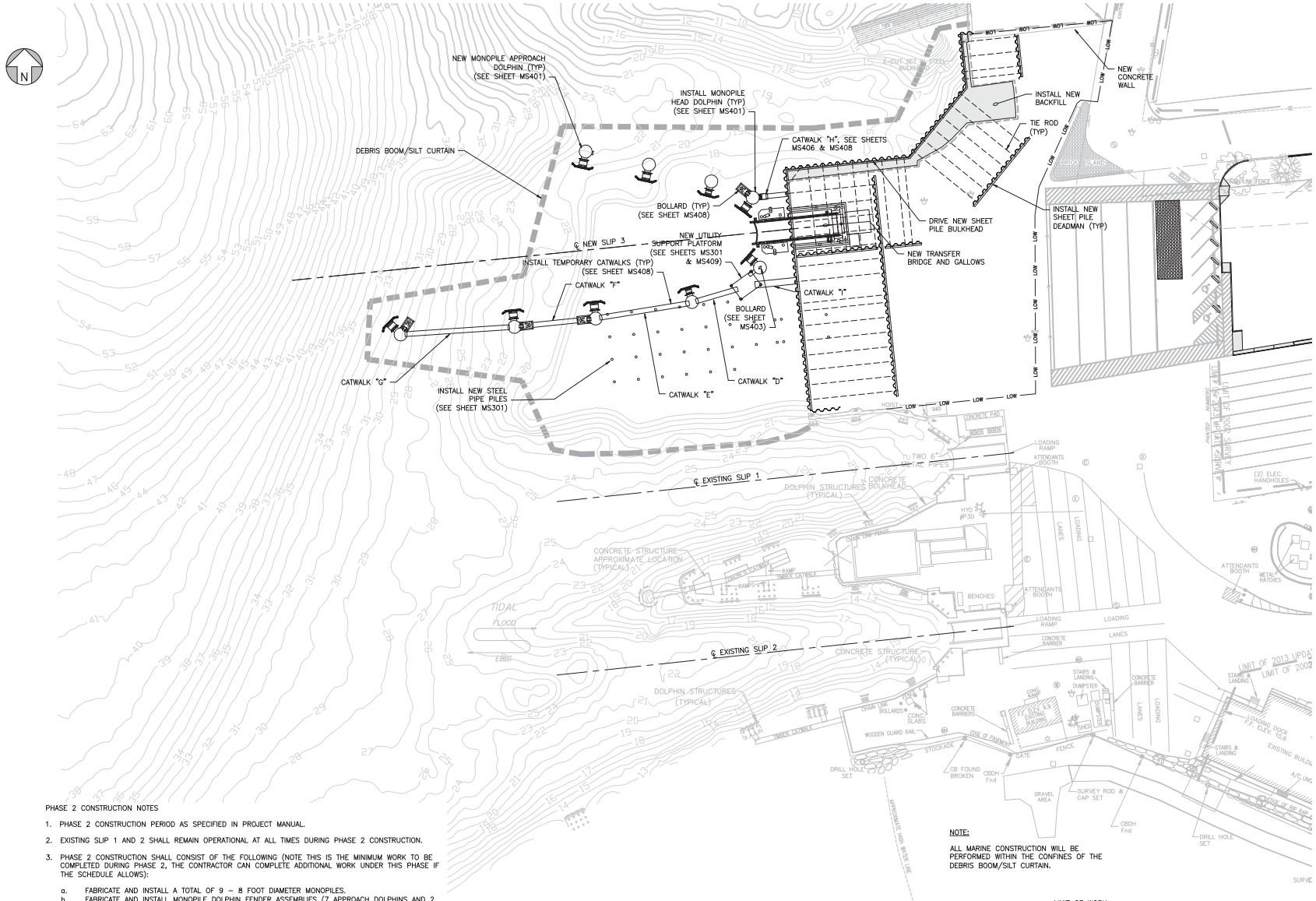

NOTE:

ALL MARINE CONSTRUCTION WILL BE PERFORMED WITHIN THE CONFINES OF THE DEBRIS BOOM/SILT CURTAIN.

—— LOW —— = LIMIT OF WORK

PLAN

SCALE: 1"=30'-0"

1"=30'-0" 30 0 30 60 SCALE IN FEET

PHASE 2 CONSTRUCTION NOTES

1. PHASE 2 CONSTRUCTION PERIOD AS SPECIFIED IN PROJECT MANUAL.
2. EXISTING SLIP 1 AND 2 SHALL REMAIN OPERATIONAL AT ALL TIMES DURING PHASE 2 CONSTRUCTION.
3. PHASE 2 CONSTRUCTION SHALL CONSIST OF THE FOLLOWING (NOTE THIS IS THE MINIMUM WORK TO BE COMPLETED DURING PHASE 2, THE CONTRACTOR CAN COMPLETE ADDITIONAL WORK UNDER THIS PHASE IF THE SCHEDULE ALLOWS):

   a. FABRICATE AND INSTALL A TOTAL OF 9 – 8 FOOT DIAMETER MONOPILES.
   b. FABRICATE AND INSTALL MONOPILE DOLPHIN FENDER ASSEMBLIES (7 APPROACH DOLPHINS AND 2 HEAD DOLPHINS).
   c. INSTALL SHEETPILE BULKHEAD, TIE BACK SYSTEM AND STRUCTURAL FILL AS INDICATED.
   d. INSTALL SHEETPILE BULKHEAD CAP.
   e. INSTALL FIXED PIER AND RAMP STEEL PIPE PILES FOR FIXED PIER 2.
   f. CONSTRUCT NEW SLIP 3 TRANSFER BRIDGE AND GALLOWS FOUNDATIONS.
   g. FABRICATE AND INSTALL NEW SLIP 3 TRANSFER BRIDGE AND GALLOWS AND ASSOCIATED HARDWARE.
   h. FABRICATE AND INSTALL UTILITY SUPPORT PLATFORM, INCLUDING PILES.
   i. SEE CIVIL PLANS FOR GRADING WITHIN LIMIT OF WORK.
   j. SEE MECHANICAL, ELECTRICAL AND CIVIL PLANS FOR UTILITY PLACEMENT WITHIN LIMIT OF WORK.

The Steamship Authority

Woods Hole, Martha's Vineyard & Nantucket Steamship Authority
Foot of Railroad Avenue
Woods Hole, MA 02543

WOODS HOLE FERRY TERMINAL RECONSTRUCTION

bertaux + iwerks architects
118 South Street, Boston, MA 02111
617.423.8500 www.b-arch.com

Carol R Johnson Associates
Landscape Architecture
21 Custom House Street, Boston, MA 02110

Childs Engineering Corporation
Marine Engineering
34 William Way, Bellingham, MA 02019

DG Jones International
Cost Estimating
3 Baldwin Green Common, Suite #202
Woburn, MA 01801

GZA GeoEnvironmental
Geotechnical, Environmental, Civil Engineering
530 Broadway Providence, RI 02909

Kalin Associates
Specifications
1121 Washington Street #2
West Newton, MA 02465

Thornton Tomasetti
Structural Engineering
27 Wormwood Street Suite 200
Boston, MA 02210

WSP
MEP / FP / Security/ Site Elec /Lighting
88 Black Falcon Avenue, Suite 210
Boston, MA 02210

Issue / Revision Schedule

No.	Revision	Date

Seal:

COMMONWEALTH OF MASSACHUSETTS REBECCA PORTER SKALASKI CIVIL No. 46724

Drawn By:	TEQ
Checked By:	RPS
Date:	20 December, 2017
Scale:	AS NOTED
Design Phase:	Construction Documents

Marine Structures Construction Plan

Phase 2

Sheet No. MS008